



UNMODIFIED

1	2	3	4	5	6	7	8	9	0	-	=	
a	b	c	d	e	f	g	h	i	j	k	l	m
n	o	p	q	r	s	t	u	v	w	x	y	z
[]	\	;	'	,	.	/					

SHIFT

!	@	#	\$	%	^	&	*	()	-	+	
A	B	C	D	E	F	G	H	I	J	K	L	M
N	O	P	Q	R	S	T	U	V	W	X	Y	Z
{	}	\	:	"	<	>	?					

OPTION

1 161	2 153	3 163	4 162	5 225	6 167	7 182	8 149	9 170	0 186	- 150	= 224
B 232	D 228	F 131	G 169	H 243	J 236	K 244	L 172	M 181			
P 231	Q 156	R 174	S 223	V 234	W 229	X 235	Y 165	Z 233			
{ 147	} 145	\ 171	:	" 249	< 226	> 227	? 248				

OPTION SHIFT

1 238	2 164	3 139	4 155	5 239	6 240	7 135	8 176	9 183	0 134	- 151	= 177	
B 241	C 199	D 206	E 180	F 207	G 245	H 211	I 136	J 212	L 210	M 194		
N 152	O 216	P 220	Q 140	R 137	S 205	T 214	U 168	V 237	W 132	X 246	Y 193	Z 184
{ 148	} 146	\ 187	:	" 218	< 175	> 242	? 191					

Copyright © Altemus Creative 2002, 2013

Disable automatic symbol and quote mark replacement to use this font. On a Mac, each design can be accessed by typing the character indicated below it, engaging the correct modifier (shift, option or option shift) if necessary. In Windows, for characters in the "Option" and "Option Shift" layers, You must engage the "Num Lock" key, depress the "Alt" key and then type zero plus the three digit Unicode also shown below each design. For instance to access the character at the "Option 1" key position, engage the "Num Lock" key, and on your numerical keypad (not the number keys across the top of the keyboard), press and hold the Alt key while typing 0161. All character designs above are shown at 18 point. **32**



SAMPLES


Borders 3: (Triple medium top & side rules & corner characters)



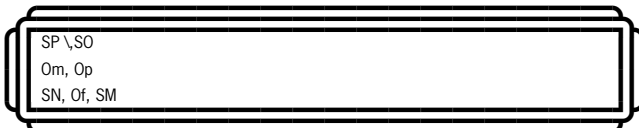
Borders 3: (Triple medium top & side rules & corner characters)



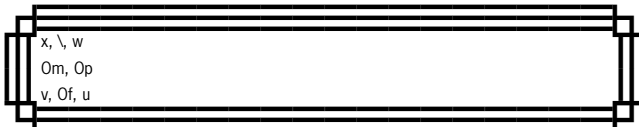
Borders 3:(Triple medium top & side rules) **Corners:** Corner characters



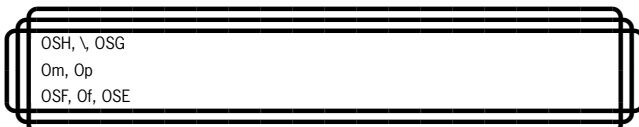
Borders 3:(Triple medium top & side rules) **Corners:** Corner characters



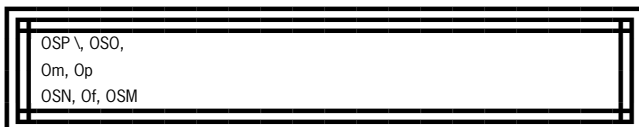
Borders 3:(Triple medium top & side rules) **Corners:** Corner characters



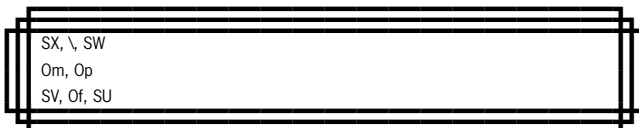
Borders 3:(Triple medium top & side rules) **Corners:** Corner characters



Borders 3:(Triple medium top & side rules) **Corners:** Corner characters



Borders 3:(Triple medium top & side rules) **Corners:** Corner characters



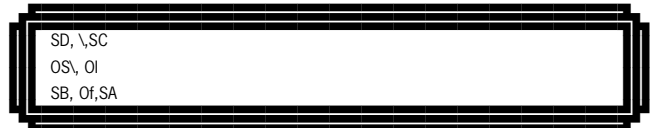
Borders 3:(Triple heavy top & side rules & corner characters)



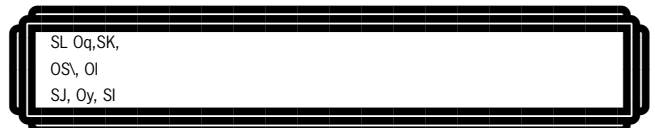
Borders 3:(Triple heavy top & side rules & corner characters)



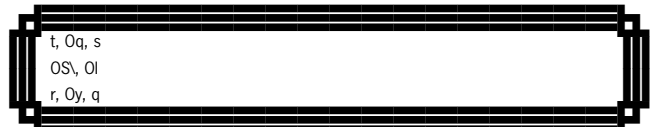
Borders 3:(Triple heavy top & side rules) **Corners:** Corner characters



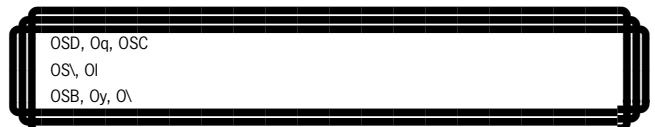
Borders 3:(Triple heavy top & side rules) **Corners:** Corner characters



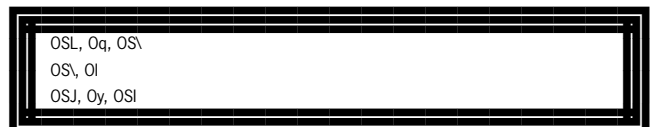
Borders 3:(Triple heavy top & side rules) **Corners:** Corner characters



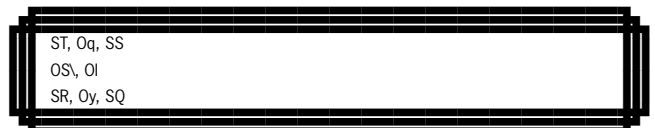
Borders 3:(Triple heavy top & side rules) **Corners:** Corner characters



Borders 3:(Triple heavy top & side rules) **Corners:** Corner characters



Borders 3:(Triple heavy top & side rules) **Corners:** Corner characters



Borders that can be made using Altemus Borders 3 & Altemus Corners fonts



SAMPLES

Borders 3:(Triple medium top & side rules) **Corners:** Corner characters)




Borders 3:(Triple medium top & side rules) **Corners:** Corner characters)




Borders 3:(Triple heavy top & side rules) **Corners:** Corner characters)



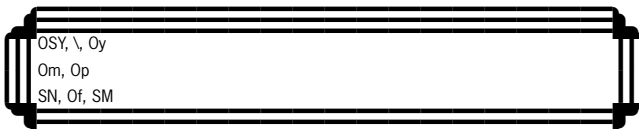
Borders 3: (Triple medium top & side rules & corner characters)



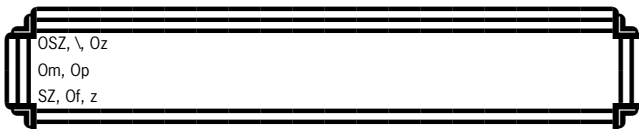
Borders 3:(Triple medium top & side rules) **Corners:** Corner characters)



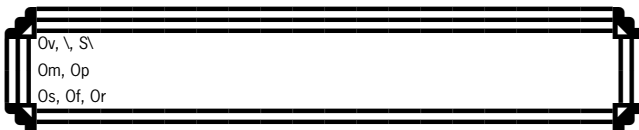
Borders 3:(Triple medium top & side rules) **Corners:** Corner characters)



Borders 3:(Triple medium top & side rules) **Corners:** Corner characters)



Borders 3:(Triple medium top & side rules) **Corners:** Corner characters)



Borders 3:(Triple heavy top & side rules) **Corners:** Corner characters)




Borders 3:(Triple heavy top & side rules) **Corners:** Corner characters)



Borders 3:(Triple medium top & side rules) **Corners:** Corner characters)




Borders 3:(Triple medium top & side rules) **Corners:** Corner characters)




Borders 3:(Triple medium top & side rules) **Corners:** Corner characters)




Borders 3:(Triple heavy top & side rules & corner characters)



Borders 3:(Triple heavy top & side rules & corner characters)



Borders 3:(Triple heavy top & side rules) **Corners:** Corner characters)



Borders that can be made using Altemus Borders 3 & Altemus Corners fonts