


























# Baby Doodles

This chart shows the characters and the key strokes needed to use each.

Key	Shift Char	Char
A		<i>oh baby!</i>
B		
C		
D	<b>BABY BOY!</b>	
E	<b>BABY GIRL!</b>	
F		
G		
H		

Key	Shift Char	Char
I		
J		
K		
L		
M		
N		
O	