





















































HEARTS AND SWIRLS

This chart shows the characters and the key strokes needed to use each.

| Key | Shift Char | Char | Key | Shift Char | Char |
|-----|---|---|-----|---|---|
| A |  |  | N |  |  |
| B |  |  | O |  |  |
| C |  |  | P |  |  |
| D |  |  | Q |  |  |
| E |  |  | R |  |  |
| F |  |  | S |  |  |
| G |  |  | T |  |  |
| H |  |  | U |  |  |
| I |  |  | V |  |  |
| J |  |  | W |  |  |
| K |  |  | X |  |  |
| L |  |  | Y |  |  |
| M |  |  | Z |  |  |